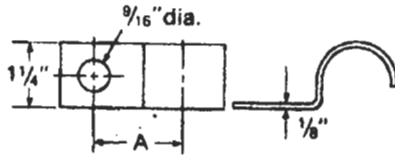
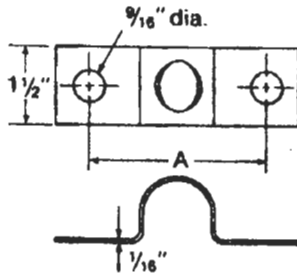
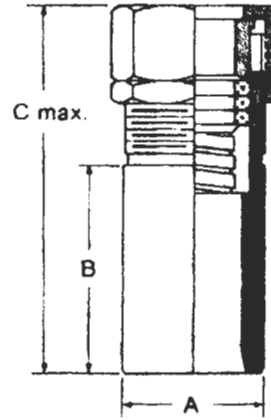


Clamps and Sleeves

Type A
ClampType B
ClampNumber 9349
Stuffing box or
deck piercing sleeve.

TYPE A CLAMPS

Shaft Core Dia.	A	Part Number	Reference Navy Stock Number
1/2	1 9/16	4706-7	1H5340-00-251-8337
3/4	1 11/16	4706-1	1H5340-00-598-3984
1	1 27/32	4706-2	1H5340-00-251-8342
1 1/4	1 31/32	4706-3	1H5340-00-251-8341
1 5/8	2 7/32	4706-10	1H5340-00-286-4201

Note: Type A clamps are used for intermediate fastening of shaft to bulkhead. The fastened shaft should be located so that it can pull loose in case of bulkhead damage.

TYPE B CLAMPS

Shaft Core Dia.	A	Part Number	Reference Navy Stock Number
1/2	3	4706-8	1H5340-00-251-8336
3/4	3 1/4	4706-4	1H5340-00-251-8340
1	3 9/16	4706-5	1H5340-00-251-8339
1 1/4	3 13/16	4706-6	1H5340-00-251-8338
1 5/8	4 5/16	4706-9	1H5340-00-286-4202

Note: Type B clamps are used to fasten the flexible shaft ends in such a manner as to align the DC terminals with the valve handwheel and the remote operating station terminal.

NUMBER 9349 STUFFING BOX OR DECK PIERCING SLEEVE

Part Number	Shaft Core Dia.	A	B	C (Max.)	Reference Model Number	Reference Navy Stock Number
9349-504	1/2	1 3/4	3 1/16	6 1/2	9349-4	1H2040-00-388-0870
9349-503	3/4	2 1/8	3 1/16	6 1/2	9349-3	1H2040-00-388-0869
9349-502	1	2 1/2	4 3/16	7	9349-2	1H2040-00-388-0868
9349-501	1 1/4	2 3/4	4 1/16	7 1/2	9349-1	1H2040-00-317-3438
9349-500	1 5/8	3 1/4	6 1/16	9 1/2	9349-0	1H2040-00-388-0866

9349 Piercing Sleeve
Bill of Materials

Description	Material
Body	Steel
Split Follower	Mn. Bronze
Retainer Ring	Mn. Bronze
Lock Nut	Mn. Bronze
Nut	Mn. Bronze